
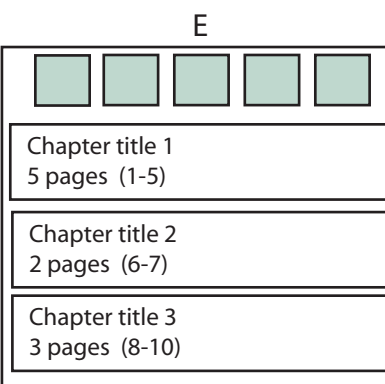
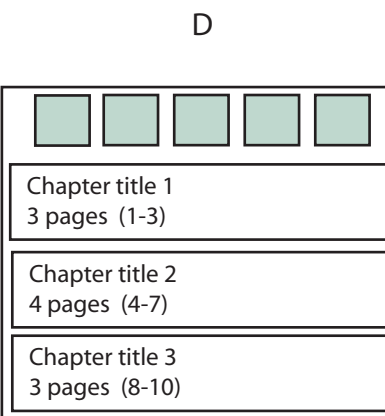

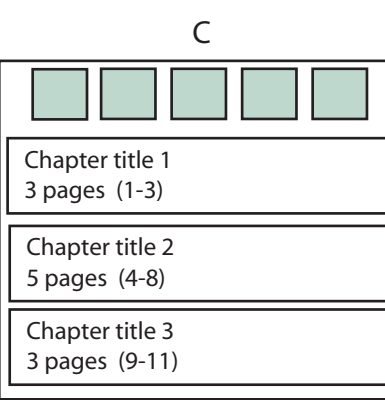

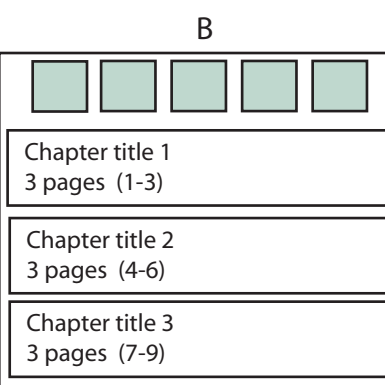
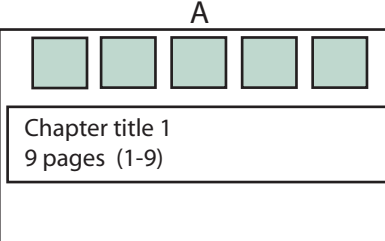


What's happening elsewhere in Sophie?

Chapter palette



This document is a look at how to manage chapters

chapter start marker is automatically in place. Everything that follows (in this case, a flow of text) is part of that chapter.



If a user does *something* to a flow to make it shorter or longer, the chapter break moves with the flow. But, the chapter break doesn't move past the edge of the page that has the end of the flow.

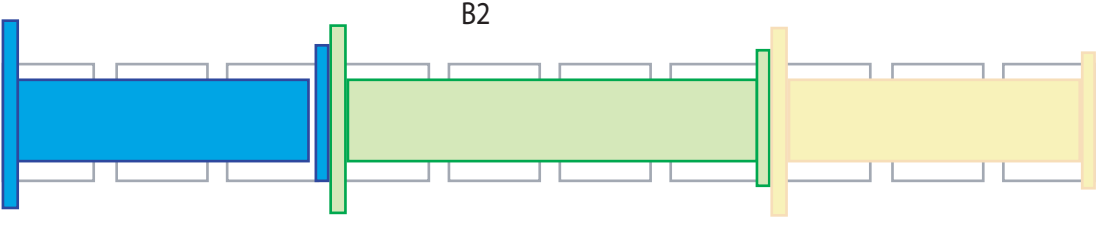
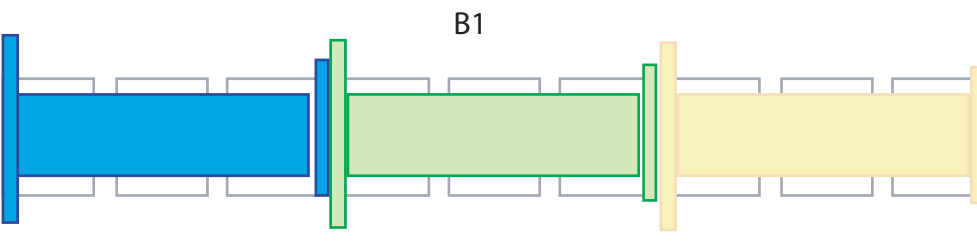
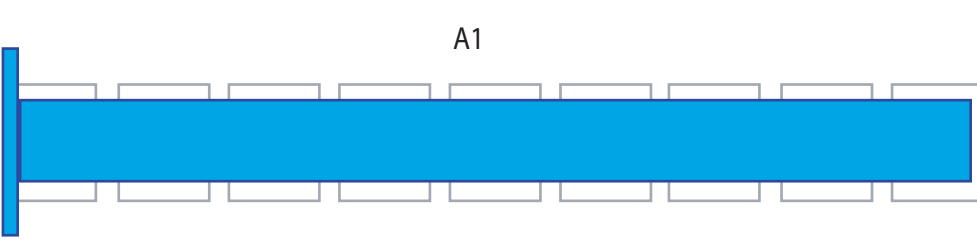
In this case, the user increased the length of text in the green flow, which pushes the chapter ending and the following flow/set of pages, rightward.

user inserts chapters at points in the text. Why are the chapters represented as pages rather than runs of content? Because 90% of the users who make chapters are going to want the chapter to break to the next page. This is the case, irregardless of the amount of text on the last page of the previous chapter. Whether they have A or B amount of text on the page, they'll want a chapter break to push the next flow to the next page.

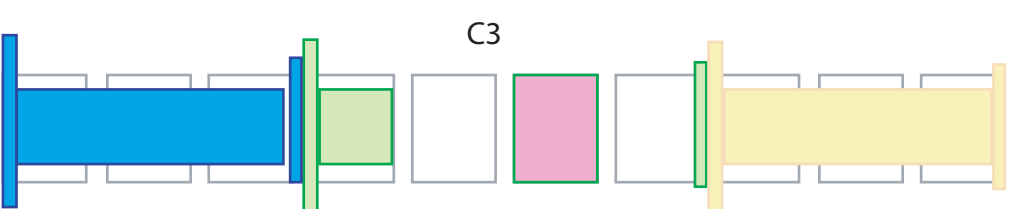
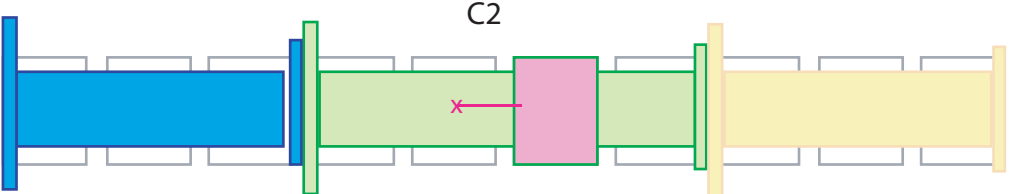
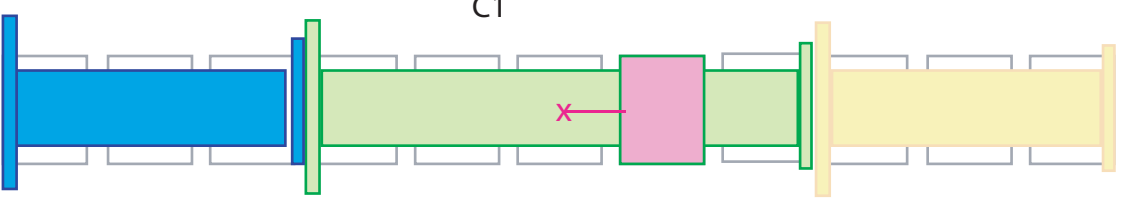
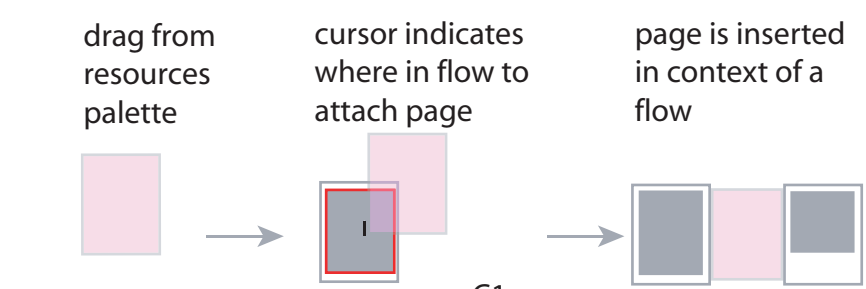
Inserting the chapter breaks creates distinct, consecutive flows.

C3 shows that the marked spot in content is deleted. What happens? Does the page get deleted? (I think no) What happens if the content is moved? Does the marker and the associated canvas page go with it?

How are we treating markers in other situations?



new page associated with a flow

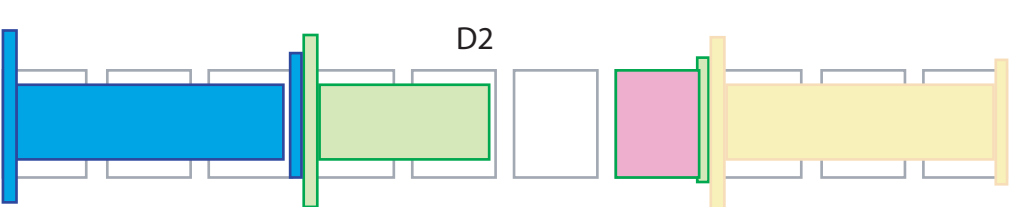
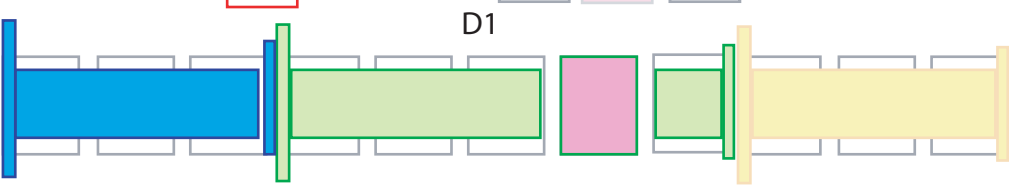
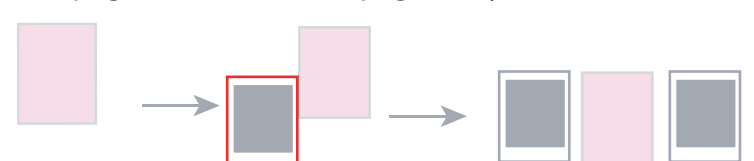


Inserting a new page into the flow: drag out a new page widget from the resources palette. There is a question about how it gets 'attached' to the flow. The attachment point is indicated by the cursor at the lower left corner of the page widget. In this case the new page will move with the flow - but the new page will always be its own page.

Alternately, you can insert your cursor and choose "Insert Page" from the halo.

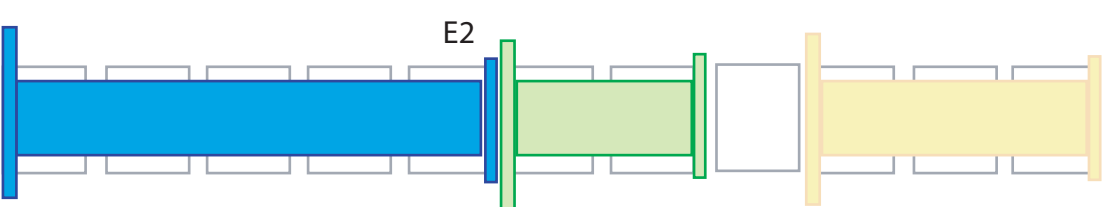
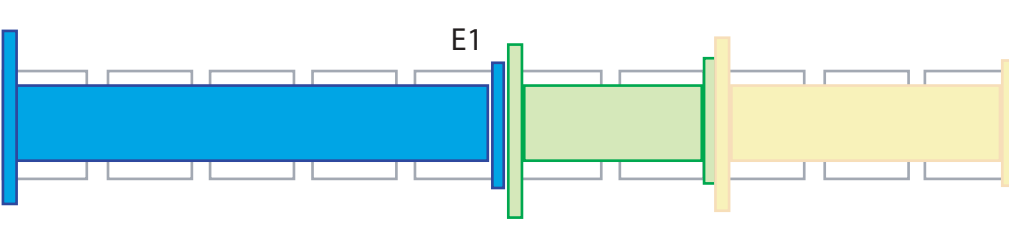
If you don't attach it to a flow, and instead just insert a new page into a run of pages, it will maintain its position in the run of pages, regardless of how the text flows. (next set of images)

new page associated with pages only



canvas page is dropped into a set of pages defined by a flow. flow goes around the canvas page, but...

if content from the flow is deleted, the canvas page holds its position because it was placed in the page order, not associated with a flow.



Yellow chapter has a new page inserted before it (or green has one inserted after). Regardless the page is not in a chapter.